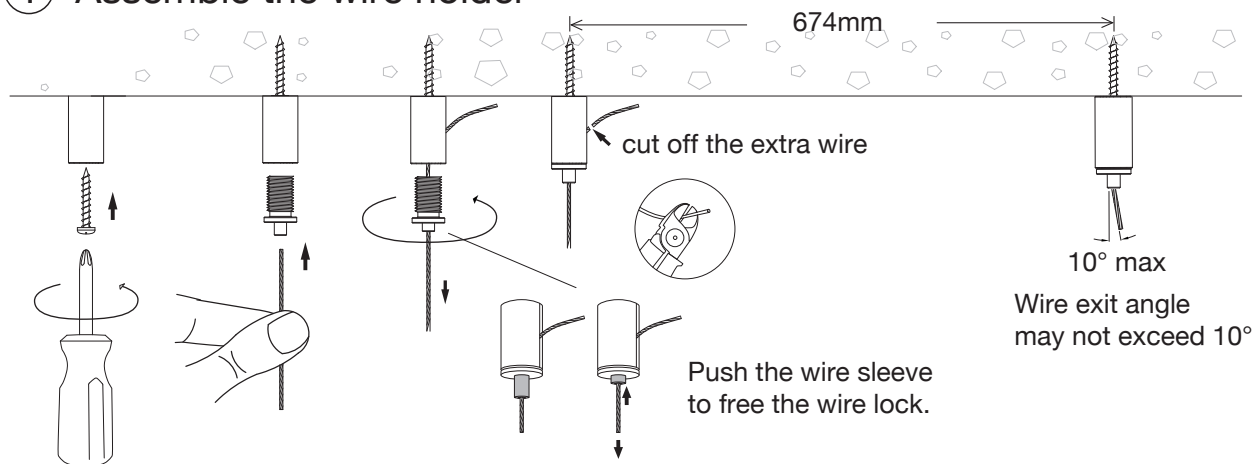




# Owalo 7000 | Instructions

## ① Assemble the wire holder



Be sure to insert the wire into the holder at least far enough to be able to clearly see it protrude from the other end of the holder. When attaching the holder into concrete or stone, use a screw anchor.

 built-in step dimming + trailing edge compatibility

 The cable or light source can only be replaced by the manufacturer or a certified electrician.

## ② Connect and adjust the height and balance

