

DESIGN BY JOHN TREE

HAY

# ANNEX TABLE FLUSH

## HIGHLIGHTS

- Part of a universal table collection – designed for every space and situation
- Features a rectangular tabletop mounted flush with the frame and supported by tubular legs for a clean, minimal expression
- The frame and tubular legs are made from solid oak or aluminium, sourced from at least 75% recycled post-consumer scrap and extruded in Europe
- Available with Kvadrat's Really Textile Tabletop™ made from end-of-life textiles, as well as linoleum, laminate, and oak veneer
- Designed with circularity in mind, allowing it to be disassembled, with all components replaceable and made from a high percentage of recycled materials
- The table is also available in round, oblong and overhang variants in different, sizes, materials, and colours
- Optional integrated cable management
- Suitable for a wide variety of private and public environments



# ANNEX TABLE FLUSH DESIGN BY JOHN TREE

Designed for HAY by John Tree, Annex Table Flush combines well-balanced proportions with architectural strength, creating a versatile table that seamlessly adapts to any space or situation. The rectangular design comprises a frame and tubular legs made from solid oak or aluminium, sourced from at least 75% recycled post-consumer scrap and extruded in Europe, with a variety of tabletop options, including Kvadrat's Really Textile Tabletop™ made from 70% end-of-life textiles. With its considered material use, range of sizes, and optional integrated cable management, Annex is a practical and inviting choice for corporate, dining, and multifunctional spaces.

British John Tree is a London-based product and furniture designer. He opened his own office in 2016, pushing and exploring industrial processes to create contract and domestic furniture, lighting, accessories, and electronics. His work has been featured in numerous international publications and has earned several prestigious design awards. For HAY, John Tree has designed the Apex and Cupola Lamp collections, and Annex Table.



John Tree



Annex Table Collection





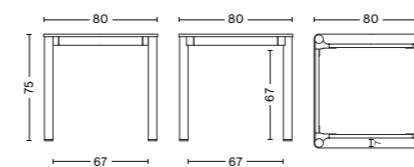
Annex Table Flush | Dark grey linoleum tabletop | Charcoal aluminium legs



Annex Table Flush | Dark grey linoleum tabletop | Charcoal aluminium legs

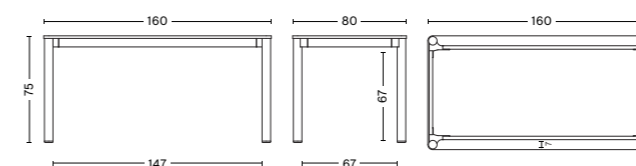


## DIMENSIONS | W80 X H75



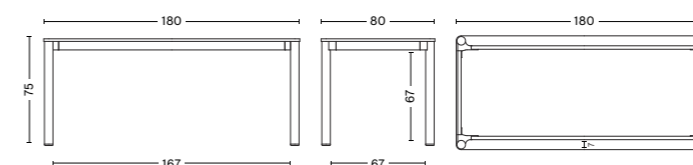
### ANNEX TABLE FLUSH

Length 80 cm  
Width 80 cm  
Height 75 cm  
Weight 14,5 kg



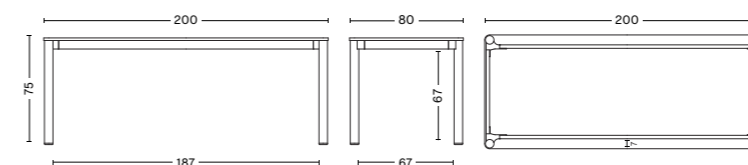
### ANNEX TABLE FLUSH

Length 160 cm  
Width 80 cm  
Height 75 cm  
Weight 21,4 kg



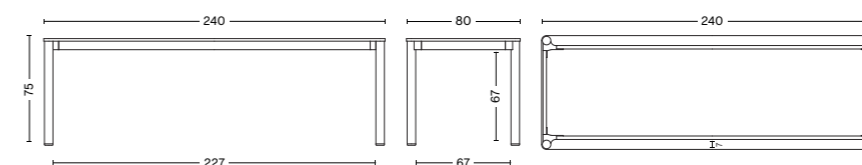
### ANNEX TABLE FLUSH

Length 180 cm  
Width 80 cm  
Height 75 cm  
Weight 23,1 kg



### ANNEX TABLE FLUSH

Length 200 cm  
Width 80 cm  
Height 75 cm  
Weight 24,8 kg



### ANNEX TABLE FLUSH

Length 240 cm  
Width 80 cm  
Height 75 cm  
Weight 28,3 kg

## MATERIALS

### TABLETOP

Available in Really Textile Tabletop™, oak veneer, linoleum, or laminate

### REALLY TABLETOP

Kvadrat's Really Textile Tabletop™ is a high-density engineered material made from 70% end-of-life textiles (primarily cotton) and 30% waste binder. Pre-coated with a protective transparent melamine layer on both sides, it is highly resistant to wear and tear and compliant with the highest standards in the furniture industry. Produced locally in Denmark, the tabletop supports circular design principles and is fully recyclable

### APRONS & LEGS

The frame and tubular legs are made from solid oak or aluminium. The aluminium is sourced from at least 75% recycled post-consumer scrap and extruded in Europe. Powder coated or water-based lacquered finish

### CORNERS

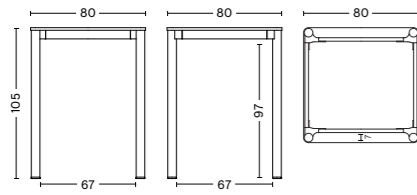
Extruded aluminium, sourced from at least 75% recycled post-consumer scrap and extruded in Europe. Black and natural aluminium in anodised finish. Other colours in powder coated finish

### GLIDERS

Adjustable gliders in nylon

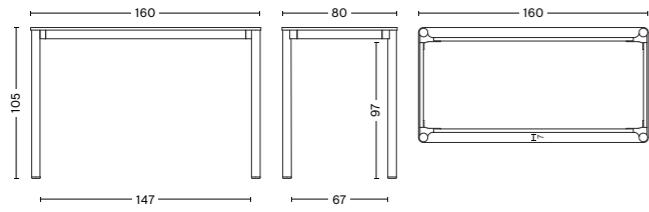
Tables with 6 legs consists of two tabletops.

**DIMENSIONS | W80 X H105**



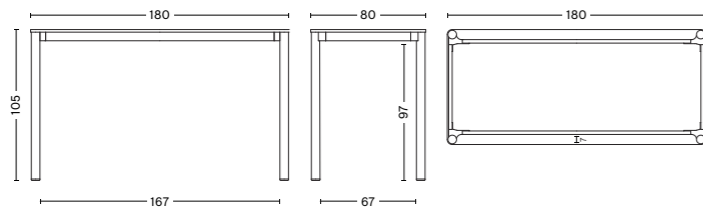
**ANNEX TABLE FLUSH**

Length 80 cm  
Width 80 cm  
Height 105 cm



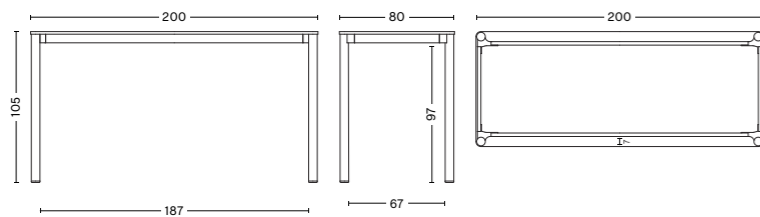
**ANNEX TABLE FLUSH**

Length 160 cm  
Width 80 cm  
Height 105 cm



**ANNEX TABLE FLUSH**

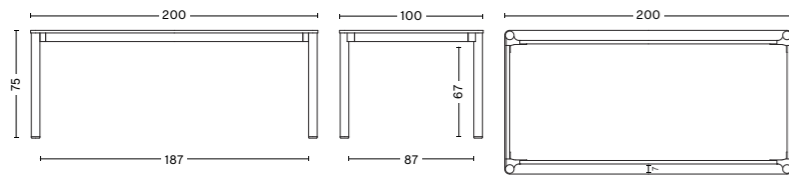
Length 180 cm  
Width 80 cm  
Height 105 cm



**ANNEX TABLE FLUSH**

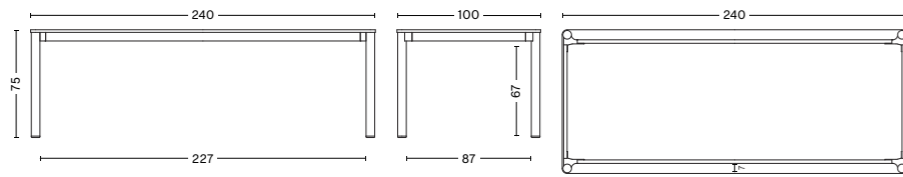
Length 200 cm  
Width 80 cm  
Height 105 cm

**DIMENSIONS | W100 X H75**



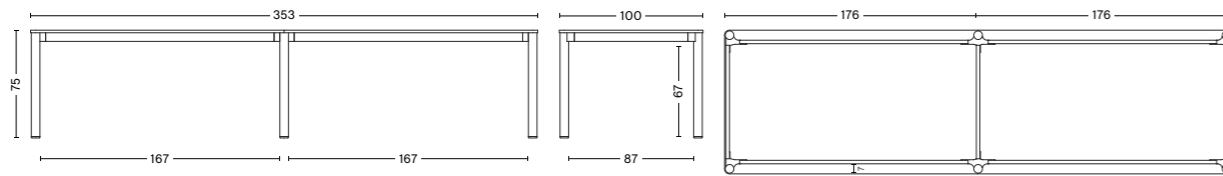
**ANNEX TABLE FLUSH**

Length 200 cm  
Width 100 cm  
Height 75 cm



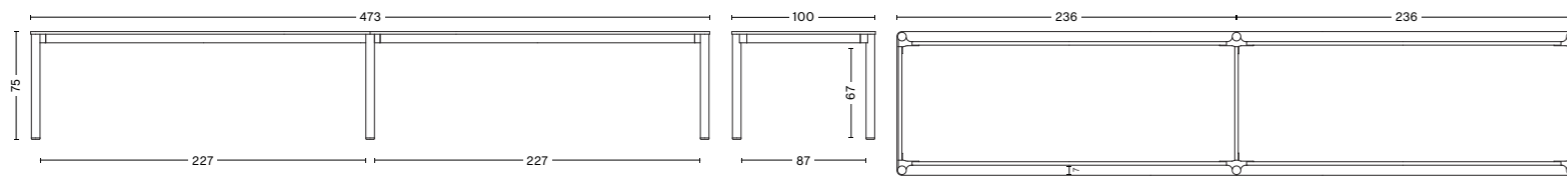
**ANNEX TABLE FLUSH**

Length 240 cm  
Width 100 cm  
Height 75 cm



**ANNEX FLUSH TABLE | 6-LEG VERSION**

Length 353 cm  
Width 100 cm  
Height 75 cm























































































**ANNEX FLUSH TABLE | 6-LEG VERSION**

Length 473 cm  
Width 100 cm  
Height 75 cm

## COLOUR & FINISH

Please note that the colours are indicative

			TABLETOP	Cloud grey linoleum with matching ABS edge Forbo 4177	Dark grey linoleum with matching ABS edge Forbo 4166	Burgundy linoleum with matching ABS edge Forbo 4154	Clay linoleum with matching ABS edge Forbo 4001	White laminata with matching ABS edge Formica F3091	Water-based lacquered oak veneer with oak edge	Cotton cream Really with matching ABS edge
FRAME										
Legs Matt	Apron Matt	Corners Matt								
 Solid oak	 Anodised aluminium	 Anodised aluminium								
 Solid oak	 Cream white aluminium	 Cream white aluminium								
 Solid oak	 Barn red aluminium	 Barn red aluminium								
 Anodised aluminium	 Anodised aluminium	 Anodised aluminium								
 Charcoal aluminium	 Charcoal aluminium	 Charcoal aluminium								
 Cream white aluminium	 Cream white aluminium	 Cream white aluminium								
 Barn red aluminium	 Barn red aluminium	 Barn red aluminium								

Does not apply to high tables



## PRODUCT INFORMATION

DESIGN YEAR  
2025

COUNTRY OF ORIGIN  
Denmark

CONSTRUCTION  
Requires assembly

WARRANTY  
HAY provides a 10-year product warranty. Spare parts are available throughout the 10-year warranty period. Please contact the HAY sales team for further information about the warranty terms and conditions.

CARE & MAINTENANCE  
Our Care & Maintenance offers guidance for optimal maintenance of your HAY product.  
[LINK TO CARE & MAINTENANCE](#)

RECYCLING & DISASSEMBLY  
The furniture is designed to be a long-lasting furniture made to last for many years. The furniture is 100% recyclable and all parts can be fully separated and recycled. All parts can be delivered to a suitable recycling facility.  
[LINK TO DISASSEMBLY INSTRUCTION MANUAL](#)

SEATING OVERVIEW  
The Seating Overview is a guide recommending the ideal number of chairs for different table sizes and variants.  
[LINK TO SEATING OVERVIEW](#)

## CERTIFICATES & TESTS



FSC™ MIX 70%  
Made from FSC™-certified wood and other controlled materials.  
Applies to laminate or veneer tabletops.



NORDIC SWAN ECOLABEL  
Applies to linoleum tabletops.



EU ECOLABEL  
Applies to laminate or veneer tabletops.

EN TEST  
EN 15372 - L3  
Non-domestic tables

BIFMA  
ANSI BIFMA X5.5  
Desk and table

## SUSTAINABILITY

At HAY, we believe good design should stand the test of time. That principle shapes the decisions we make – from the materials and suppliers we work with to the certifications we pursue to ensure our products meet recognised standards. We use recycled content where possible, FSC™-certified wood (FSC-C148805), and bio-based foam that helps lower our products' overall carbon footprint. We are also increasing the number of products certified with the EU Ecolabel and the Nordic Swan Ecolabel, reflecting our ambition to make lower-impact choices across our assortment. HAY follows strict regulatory requirements, and most of our products are tested to meet international standards for strength, durability, and safety.

[LINK TO FURNITURE WITH AN ENVIRONMENTAL FOCUS](#)

## DOWNLOADS

Packshots and lifestyle photos, 2D / 3D files, care and maintenance, instructions, test certificates, product fact sheets, and product presentations are available in our Digital Library at hay.com.



[LINK TO DIGITAL LIBRARY](#)

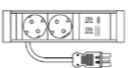
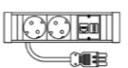
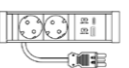
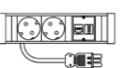
# ANNEX TABLE FLUSH OVERVIEW

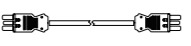
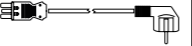
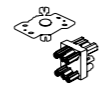
	Standard tables	Coni outlet	Coni double outlet
L80 x W80 x H75			
L80 x W80 x H105			
L160 x W80 x H75			
L160 x W80 x H105			
L180 x W80 x H75			
L180 x W80 x H105			
L200 x W80 x H75			
L200 x W80 x H105			
L240 x W80 x H75			
L200 x W100 x H75			
L240 x W100 x H75			
L353 x W100 x H75			
L473 x W100 x H75			





## POWER ACCESS

POWER ACCESS TYPES	Coni	Coni x 2
		
Placement	Tabletop	Tabletop
Cover	Yes	Yes
Max outlets	3	3 x 2
HDMI / VGA / DATA	Yes	Yes
USB A+C option	Yes	Yes
Colour	Black or white	Black or white

POWER ACCESS MODULES	Frame power & USB	Frame power, CAT6 & HDMI	Coni power & USB	Coni CAT6 & HDMI
				
Power outlet	2 x power outlet 1 x USB-A 1 x USB-C	2 x power outlet 1 x CAT6 1 x HDMI	2 x power outlet 1 x USB-A 1 x USB-C	2 x power outlet 1 x CAT6 1 x HDMI
Colour	Black or white	Black or white	Black or white	Black or white
Plug type country	A (US++) E (FR++) F (CEE / GE++) G (UK++) J (CH++) K (DK++) L (IT++)	A (US++) E (FR++) F (CEE / GE++) G (UK++) J (CH++) K (DK++) L (IT++)	A (US++) E (FR++) F (CEE / GE++) G (UK++) J (CH++) K (DK++) L (IT++)	A (US++) E (FR++) F (CEE / GE++) G (UK++) J (CH++) K (DK++) L (IT++)

POWER ACCESS CABLES	Extension cable	Supply cable	Wire distributor & mounting plate
			
Dimension	L100 cm L200 cm L300 cm	L500 cm	
Input & Output			1 x input 3 x output
Colour	Black	Black	Black
Country		A (US++) E (FR++) F (CEE / GE++) G (UK++) J (CH++) K (DK++) L (IT++)	

POWER ACCESS CABLE ACCESSORIES	Cable tray & cable grippers	Cable sock
		
Dimension	L50 cm	L500 cm
Material	Powder coated steel	Nylon
Colour	Black	Black

## PLUG TYPE COUNTRY CODES

### PLUG TYPE A (US++)

AG, AI, AN (CW, SX, BQ), AS, AW, BB, BM, BO, BS, BZ, CA, CN, CO, CR, CU, DO, EC, FM, GT, GU, GY, HN, HT, JM, JP, KH, KN, KP, KY, LA, LB, LR, SV, MS, MV, MX, MY, NE, NI, PA, PE, PH, PR, PW, TC, TH, TT, TW, US, VC, VE, VG, VI, VN, YE

---

### PLUG TYPE E (FR++)

BE, BF, BI, BJ, CD, CF, CG, CI, CM, CZ, DK, DJ, ET, FO, FR, GF, GL, GP, GQ, KM, LA, LR, MA, MC, MG, ML, MN, MQ, NE, PL, RE, SK, SN, SY, TD, TL, TN, VC

---

### PLUG TYPE F (CEE GE++)

AD, AF, AL, AM, AN (CW, SX, BQ), AS, AT, AW, AZ, BA, BG, BT, BY, CV, DE, DK, DZ, EE, EG, ES, ET, FI, FO, GE, GL, GN, GR, HR, HU, ID, IS, IR, IT, JO, KG, KP, KR, KZ, LA, LR, LT, LU, LV, LY, MC, MD, ME, MF, MK, MM, MO, MZ, NC, NE, NL, NO, PT, RO, RS, RU, SE, SI, SM, SR, ST, TD, TH, TJ, TL, TM, TR, UA, UY, VN

---

### PLUG TYPE G (UK++)

AE, BD, BH, BN, BT, BW, BZ, CY, DM, FK, GB, GD, GH, GI, GM, GY, HK, IE, IM, IQ, JO, KE, KH, KN, KW, LB, LC, LK, MM, MO, MT, MU, MV, MW, MY, NG, OM, PK, QA, SA, SB, SC, SG, SL, TZ, UG, VC, VU, YE, ZM, ZW

---

### PLUG TYPE J (CH++)

CH, JO, LI, MG, MV, RW

---

### PLUG TYPE K (DK++)

BD, DK, FO, GL, GN, MG, MV, SN, VC

---

### PLUG TYPE L (IT++)

CL, ER, ET, IT, MV, SM, SY, UY

---

