


MADS ODGÅRD
M0330 PENDANT
ASSEMBLING INSTRUCTIONS



CARL HANSEN & SØN
PASSIONATE CRAFTSMANSHIP

DANSK

VIGTIGT

Sluk altid for strømmen, før installationen påbegyndes. I nogle lande må elektriske installationer kun udføres af en uddannet elektriker. Få oplysninger hos de relevante myndigheder.

Beskadiges den ydre, fleksible ledning eller kablet til dette armatur, skal det udskiftes af producenten, dennes servicerepræsentant eller en person med tilsvarende kvalifikationer for at undgå farlige situationer.

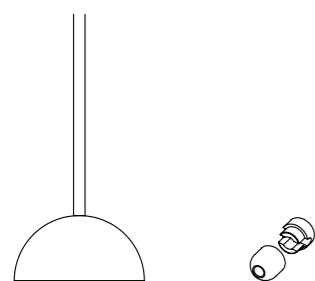
ENGLISH

IMPORTANT

Always shut off power to the circuit before starting installation work. In some countries electrical installation work may only be carried out by a authorised electrical contractor. Contact your local electricity authority for advice.

If the outer, flexible cord or cable to this fixture is damaged, it must be replaced by the manufacturer, its service representative or a similarly qualified person in order to avoid dangerous situations.

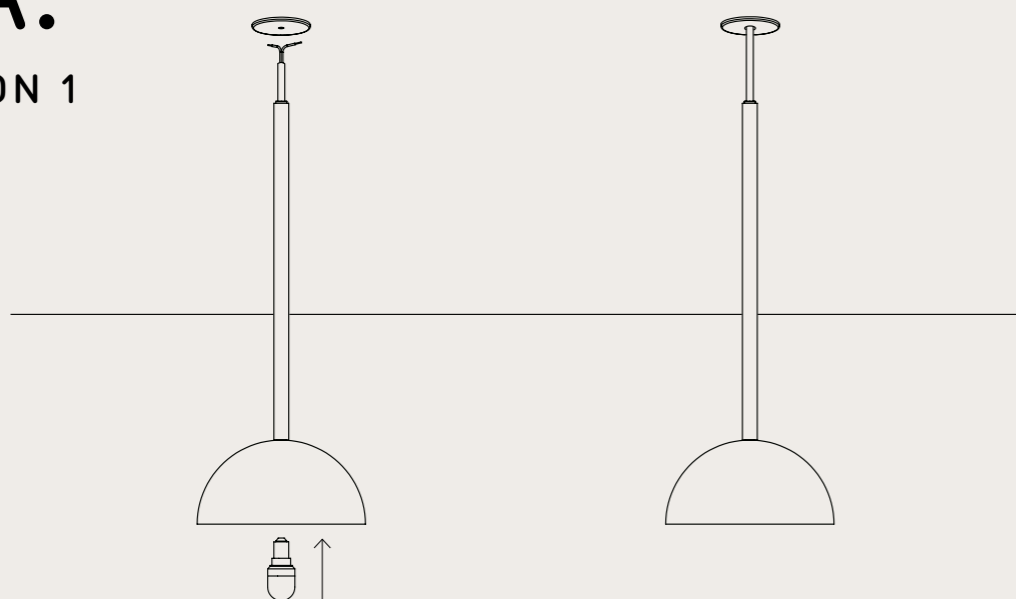
	Lyskilde Light source	Spænding/frekvens Voltage/frequency	Vægt Weight	Isolationsklasse Electric shock protection	Tæthedsklasse Ingress protection
EU / UK	15W E14	Max. 220-240V/50-60Hz	0,8 kg	Class II	IP20
US	15W E12	120V 60Hz			



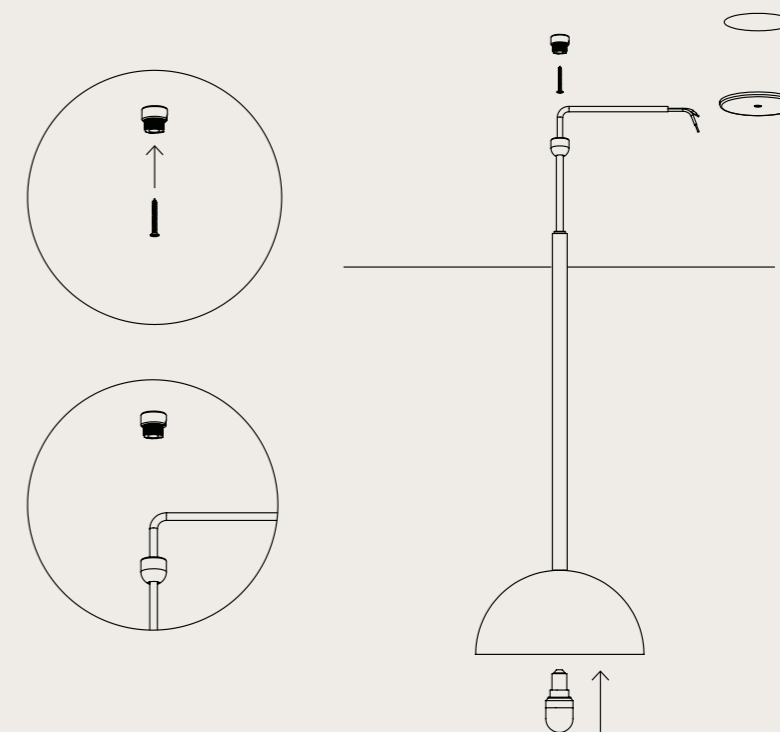
MADS ODGÅRD
M0330 PENDANT

1A.

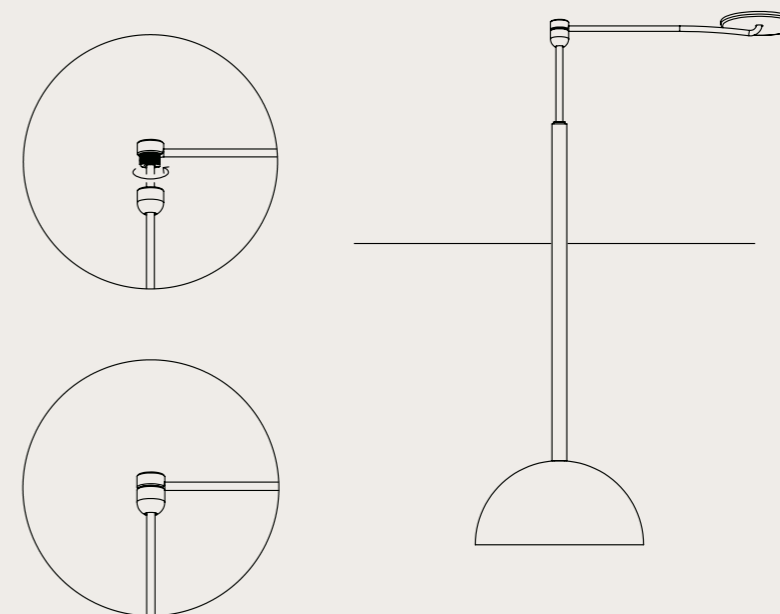
OPTION 1



1B.
OPTION 2



2B.





CARL HANSEN & SØN
PASSIONATE CRAFTSMANSHIP