

# NELSON CIGAR BUBBLE PENDANT

PRODUCT FACT SHEET



## NELSON CIGAR BUBBLE PENDANT

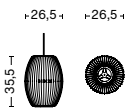
DESIGN BY FOR HERMAN MILLER, AVAILABLE FROM HAY, 1947

Designed by pioneering American designer George Nelson in 1947, and first produced in 1952, the Bubble Lamp signaled a revolution in the Modernist lighting industry. Available in an assortment of organic sizes and shapes, these elegant orbs were inspired by a set of silk-covered Swedish pendant lamps Nelson wanted for his office, but found to be too expensive. Employing the resourcefulness that characterized his working process, he decided to use a self-webbing plastic spray developed by the U.S. military, and applied it over a lightweight, rounded-steel frame to produce these soft, glowing fixtures.

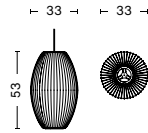
### HIGHLIGHTS

- Part of a progressive and technologically advanced lighting collection.
- A family of refined pendants.
- CE approved.
- Designed for use with a replaceable standard retro fit LED dimmable bulb.
- Suitable for both private and office environments.

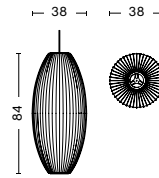
### DIMENSIONS



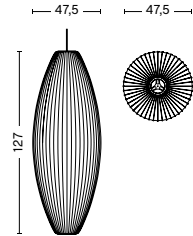
**SMALL**  
DIAMETER 26,5 CM | 10.5"  
HEIGHT 35,5 CM | 14"



**MEDIUM**  
DIAMETER 33 CM | 13"  
HEIGHT 53 CM | 21"



**LARGE**  
DIAMETER 38 CM | 15"  
HEIGHT 84 CM | 33"



**X-LARGE**  
DIAMETER 47,5 CM | 18.70"  
HEIGHT 127 CM | 50"

### MATERIALS

#### SHADE

Webbing polymer.

#### FRAME TOP & BOTTOM RING

Coated and brushed metal and nickel.

#### CORD

White PVC insulation.

All Bubble Lamp models have a steel-wire skeleton on the interior which is spray coated with the translucent plastic polymer resulting in a lamp that is both opaque and transparent as it glows.

### COLOUR & FINISH

Please note that the colour codes are indicative.



OFF WHITE

## NELSON CIGAR BUBBLE PENDANT SMALL

### TECHNICAL SPECIFICATIONS

RECOMMENDED LIGHT SOURCE*	POWER (WATTS)	DIMMABLE	POWER SUPPLY	CORD LENGTH	SWITCH
LED E27 (A15)	5-8W	Yes**	220-240V AC at 50/60Hz	183 cm	No

\*Bulb not included

\*\*If used in conjunction with a wall mounted dimmer and suitable LED bulb. Hardwiring required.

### TEST SPECIFICATIONS\*

FLUX (LUMENS)	CCT (KELVIN) & CRI (1-100)
500-800m	The levels will vary depending on the type of bulb used in the lamp.

\*Photometrics and the specification shown is taken using the recommended LED bulbs fitted in the production luminaire.

## NELSON CIGAR BUBBLE PENDANT MEDIUM

### TECHNICAL SPECIFICATIONS

RECOMMENDED LIGHT SOURCE*	POWER (WATTS)	DIMMABLE	POWER SUPPLY	CORD LENGTH	SWITCH
LED E27 (A19)	10-13W	Yes**	220-240V AC at 50/60Hz	183 cm	No

\*Bulb not included

\*\*If used in conjunction with a wall mounted dimmer and suitable LED bulb. Hardwiring required.

### TEST SPECIFICATIONS\*

FLUX (LUMENS)	CCT (KELVIN) & CRI (1-100)
1000-1500m	The levels will vary depending on the type of bulb used in the lamp.

\*Photometrics and the specification shown is taken using the recommended LED bulbs fitted in the production luminaire.

## NELSON CIGAR BUBBLE PENDANT LARGE

### TECHNICAL SPECIFICATIONS

RECOMMENDED LIGHT SOURCE*	POWER (WATTS)	DIMMABLE	POWER SUPPLY	CORD LENGTH	SWITCH
LED E27 (A21 or G30)	10-13W	Yes**	220-240V AC at 50/60Hz	183 cm	No

\*Bulb not included

\*\*If used in conjunction with a wall mounted dimmer and suitable LED bulb. Hardwiring required.

### TEST SPECIFICATIONS\*

FLUX (LUMENS)	CCT (KELVIN) & CRI (1-100)
1000-1500m	The levels will vary depending on the type of bulb used in the lamp.

\*Photometrics and the specification shown is taken using the recommended LED bulbs fitted in the production luminaire.

## NELSON CIGAR BUBBLE PENDANT X-LARGE

### TECHNICAL SPECIFICATIONS

RECOMMENDED LIGHT SOURCE*	POWER (WATTS)	DIMMABLE	POWER SUPPLY	CORD LENGTH	SWITCH
LED E27 (A21 or G30)	10-13W	Yes**	220-240V AC at 50/60Hz	274 cm	No

\*Bulb not included

\*\*If used in conjunction with a wall mounted dimmer and suitable LED bulb. Hardwiring required.

### TEST SPECIFICATIONS\*


FLUX (LUMENS)	CCT (KELVIN) & CRI (1-100)
1000-1500m	The levels will vary depending on the type of bulb used in the lamp.

\*Photometrics and the specification shown is taken using the recommended LED bulbs fitted in the production luminaire.

## CERTIFICATES

CE APPROVED

This product has been assessed and complies with the essential requirements of the relevant European directives.

LED  IP20  

Tested according to the following european EN IEC standards which relate specifically to electrical lighting products including

- EN 60598-2-4:1997 (portable luminaires)
- EN 60598-1:2015 (general requirements)

## COUNTRY OF ORIGIN

USA

## DOWNLOADS

Packshots and lifestyle photos, 2D / 3D files, care and maintenance, instructions, test certificates, product fact sheets, and product presentations are available in our Image Bank at hay.com.

**LINK TO DIGITAL LIBRARY**