



Product:

Sculptural shadow play

w171 Alma

Based on the graceful curve of a rotated sine wave, w171 Alma is discreet yet fascinating with its sculptural feel and soft contrasts between light and shadow.

Design:


Tham & Videgård



Tham & Videgård are based in Stockholm, Sweden, and directed by co-founders and lead architects Bolle Tham (b.1970) and Martin Videgård (b.1968). Since the start in 1999 the practice has attracted attention for its many innovative built works. Tham & Videgård's projects have won several national and international awards and twice the Kasper Salin Prize in 2008 and 2015 for best new architecture in Sweden. Tham & Videgård has also gained opportunities to work abroad, currently with ongoing projects in Paris, Prague and Spain, and is regularly invited to participate in international exhibitions such as the Venice Architecture Biennales, The Chicago Architecture Biennial, the Victoria & Albert Museum and at the Louisiana Museum of Modern Art. Bolle Tham and Martin Videgård are members of the Royal Academy of Arts and regularly teach and lecture in Sweden and abroad.

Slim silhouette

With its slender proportions, w171 Alma takes up little visual space, making it an ideal lighting solution for areas with low ceilings.



Solitary – or a floating ceiling

Suspended from the ceiling, it performs beautifully as a solitary as well as in a group – even to create an entire floating ceiling of light.

Three versions

w171 Alma is available as a pendant light, as well as a version that can be installed onto a ceiling or wall. An additional plug-and-play version, with a cord dimmer, can be placed on a wall as a decorative accent.

Craftsmanship

Behind the deceptively simple curves lies real craftsmanship, using artfully spun aluminium to capture the smooth waves. The satin matte finish makes w171 Alma intriguing even in daylight, with its concentric circles of shadow and light.



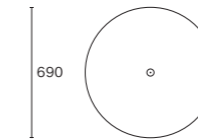
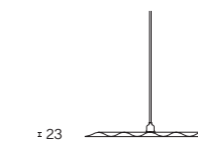
Additional features

Dimmable
Flat-pack

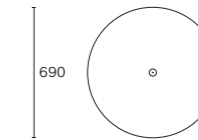
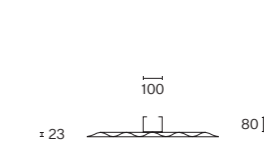
Technical information

Physical	Mounting	Article-specific information
	Material	Shade: aluminium Ceiling/wall bracket: steel Ceiling rose: polyamide
	Cord length	300 cm
	Colour	Article-specific information
	Operation	Article-specific information
LED	Light source	1 x E27 socket — light source included (not for US)
	Life time expectancy	50,000 h
	Luminous flux (light source)	680 lm
	Luminous efficacy (light source)	90 lm / W
	Colour temperature (CCT)	2700 K
Colour Rendering Index (CRI)	≥ 80	
Electronic	Watt	Max. 40 W
	Voltage	100 – 240 V
	Light control	Article-specific information
Packaging	Dimensions	L80 × W78 × H15 cm (0.09 m ³)
	Gross weight	4 kg

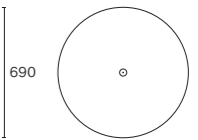
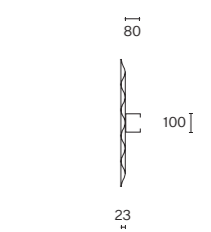
w171 Alma s



w171 Alma cw



w171 Alma wall



Article-specific information

Version	s	cw	w
Model	Suspension	Ceiling / wall	Wall
Mounting	Ceiling rose - included	Bracket - included	Bracket - included
Operation	External	External	Dimmer switch on cord
Light control	Phase-cut dim	Phase-cut dim	Dimmable
Colour	Art. No. / EAN code	Art. No. / EAN code	Art. No. / EAN code
Signal white (RAL 9003)	171S19003 / 7330492007953	171C/W19003 / 7330492007939	171W19003 / 7330492007977
Grey white (RAL 9002)	171S19002 / 7330492007946	171C/W19002 / 7330492007922	171W19002 / 7330492007960

